



राष्ट्रीय परीक्षा एजेंसी  
National Testing Agency

Excellence in Assessment



Department of Social Justice and Empowerment  
Ministry of Social Justice and Empowerment  
Government of India

## Information Bulletin

# National Entrance Test for SHRESHTA (NETS) - 2022



[nta.ac.in](http://nta.ac.in)



[shreshta.nta.nic.in](http://shreshta.nta.nic.in)

## NATIONAL TESTING AGENCY

### **Vision**

The right candidates joining best institutions will give India her demographic dividend.

### **Mission**

To improve equity and quality in education by administering research based valid, reliable, efficient, transparent, fair and international level assessments. The best subject matter experts, psychometricians and IT delivery and security professionals will ensure that the current gaps in existing assessment systems are properly identified and bridged.

### **Core Values**

NTA will create a system which will promote teaching (by teachers), learning (by students) and assessment (by parents and institutions). NTA strongly believes in quality, efficiency, effectiveness, equity and security of assessments. To practice these values, NTA will constantly engage with its stakeholders, viz. students, parents, teachers, experts and partner institutions.

## **Contents**

<b>IMPORTANT INFORMATION AT A GLANCE</b>	<b>2</b>
<b>CHAPTER 1: INTRODUCTION</b>	<b>6</b>
1.1. About National Testing Agency (NTA)	6
1.2. About Ministry of Social Justice and Empowerment	6
1.3. About SHRESHTA (NETS)	7
1.4. About SHRESHTA (NETS) - 2022	7
1.5. Mode of Examination	8
1.6. Pattern of Examination	8
1.7. Medium of Question Paper	8
1.8. Syllabus of Examination	8
1.9. Eligibility and Qualifications	8
<b>CHAPTER 2: PARTICULARS TO BE FILLED IN THE ONLINE APPLICATION FORM</b>	<b>9</b>
Step 1: Registration Page:	9
Step 2: Fill in the complete Application Form	9
<b>CHAPTER 3: ADMIT CARD &amp; SCHEDULE OF THE EXAMINATION</b>	<b>11</b>
<b>CHAPTER 4: IMPORTANT INSTRUCTIONS FOR THE CANDIDATES</b>	<b>12</b>
<b>CHAPTER 5: UNFAIR MEANS PRACTICES AND BREACH OF EXAMINATION RULES</b>	<b>14</b>
5.1. Definition	14
5.2. Punishment for using unfair means practices	14
5.3. Cancellation of Result	14
<b>CHAPTER 6: SHRESHTA (NETS) SCORES</b>	<b>15</b>
6.1. SHRESHTA (NETS) Scores	15
6.2. Re-Evaluation/Re-Checking of Result	15
6.3. Admission	15
<b>CHAPTER 7: MISCELLANEOUS</b>	<b>16</b>
7.1. Query Redressal System (QRS)	16
7.2. Correspondence with NTA	16
7.3. Weeding Out Rules	16
7.4. Legal Jurisdiction	16
<b>Appendix-I: List of Examination Cities</b>	<b>17</b>
<b>Appendix-II: Replica of Online Application Form</b>	<b>19</b>

## **IMPORTANT INFORMATION AT A GLANCE**

(Please refer to Information Bulletin for details)

### **Important Dates:**

EVENTS	DATES
<b>SHRESHTA (NETS) 2022</b>	
Online Submission of Application Form	<b>12 March 2022 to 12 April 2022 upto 05.00 P.M.</b>
Correction Window	<b>13 April 2022 to 15 April 2022</b>
Announcement of the City of Examination	<b>Third/Fourth week of April</b>
Downloading of Admit Cards from NTA website	<b>02 May 2022 onwards</b>
Date of Examination	<b>07 May 2022</b>
Timing of Examination	02.00 PM to 05.00 PM
Duration of Examination	<b>03 Hours (180 minutes)</b>
Declaration of Result	<b>To be announced on NTA website</b>

*“Candidates are requested to fill in the Application Form carefully. No corrections will be permitted once the correction period is over.”*

*Note: Multiple Application Forms submitted by a candidate will not be accepted at any cost.*

1. The Confirmation Page of the online Application Form will be generated only after successful filling of the application.
2. Candidates must read carefully the Instructions (including how to fill up the Application Form online) given in the Information Bulletin available on the NTA Website. Candidates not complying with the instructions shall be summarily disqualified.
3. Candidates can apply for **SHRESHTA (NETS) 2022 through the “Online” mode only.** The Application Form **in any other mode will not be accepted.**
4. Submission of Application Form could be made by the candidate online through the NTA website: <https://shreshta.nta.nic.in>.
5. **Instructions for filling Online Application Form:**
  - ❖ Download Information Bulletin and Replica of Application Form. Read these carefully to ensure your eligibility.
  - ❖ ***Follow the steps given below to Apply Online:***

#### **Step 1: Registration Form:**

Register for the Online Application Form and note down the system-generated Application Number. The candidate should supply the required details while filling the Online Application Form and is also required to create PASSWORD and choose

Security Question and enter his/her Answer. After successful submission of the personal details, an Application number will be generated and it will be used to complete the remaining Steps of the Application Form and will also be required for all future reference/correspondence.

## **Step 2: Application Form:**

The Candidates can log in with the system-generated Application Number and pre-created Password for completing the Application Form including filling up of personal details, applying for the Class, choosing the Examination Cities, providing the details of Educational Qualifications.

- Upload the scanned photograph and signature in the prescribed format and size.
  - i. **The recent photograph should be either in colour or black & white with 80% face (without mask) visible including ears against a white background.**
  - ii. Scanned photograph and signature should be in JPG/JPEG format (clearly legible).
  - iii. The size of the scanned photograph should be between 10 kb to 200 kb (clearly legible).
  - iv. The size of the scanned signature should be between 4 kb to 30 kb (clearly legible)
- Upload Category Certificate (SC)/Undertaking to the effect that the candidate will produce and deposit a copy of the SC Certificate at the time of Examination. Such Document(s) should be in pdf format and in the size of 50 kb to 300 kb.
- Income Certificate (Optional) in pdf format and the size should be between 50 kb to 300 kb.

**[Note:** The Candidate has to upload only his/her own photograph and signature as mentioned above (and not of anybody else) in a correct/proper manner, *as the facility for correction will not be given after the mentioned correction period.* In case, it is found at any time in the future that the Candidate has used/uploaded the photograph and signature of someone else in his/her Application Form/Admit Card, or *he/she has tampered his/her Admit Card/Result/Scorecard, these acts of the candidate shall be treated as Unfair Means (UFM) Practices and he/she shall be proceeded with the actions as contemplated under the provisions of the Information Bulletin relating to Unfair Means Practices.]*

*Please check your photograph and signature before submission of the Application Form. In case the photograph or signature is blurred or not visible to identify the identity of the candidate then, the application will be rejected and no option for correction or revision will be permitted*

- ❖ Download, save and print a copy of the Confirmation Page of the Application Form (which would be downloadable after completion of the application for future reference).
- ❖ All Steps can be done together or at separate timings.

6. Candidates shall ensure that the information entered by them in their respective online Application Form is correct.
7. ***All candidates must ensure that they have provided the correct e-mail address and mobile number.***
8. Information provided by the candidates in their respective online Application Forms, like, the name of the candidate, contact details, address details, educational qualification details, date of birth, choice of exam cities, etc. will be treated as final. **Any request for change in such particulars will not be considered by NTA under any circumstances.**
9. *NTA does not edit/modify/alter any information entered by the candidates after completion of the application process under any circumstances. Any request for change in information thereafter will not be entertained. Therefore, candidates are advised to exercise utmost caution before filling up the correct details in the Application Form.*
10. *NTA disclaims any liability that may arise to a candidate(s) due to incorrect information provided by him/her in his/her online Application Form.*
11. Candidates must ensure that their email address and mobile number to be registered in their online Application Form are their own, as relevant/important information/communication will be sent by NTA through e-mail on the registered mail address and/or through SMS on the registered mobile number only. NTA shall not be responsible for any non-communication / miscommunication with a candidate in the email address or mobile number given by him/her other than his/her own.

***Candidates are advised to visit the NTA Website and check their e-mails regularly for the latest updates.***

12. Candidates shall appear at their own cost at the Examination Centre on the date, shift, and time indicated on their Admit Cards issued by the NTA in due course through its Website.

**Note:**

- i. *The final submission of the Online Application Form will remain incomplete if all the steps are not complete. Such forms will stand rejected and no correspondence on this account will be entertained.*
- ii. *The entire application process for SHRESHTA (NETS)- 2022 is online, including uploading of photograph and signature and printing of Confirmation Page, Admit Card, etc. Therefore, candidates are not required to send/submit any document(s) including ConfirmationPage to NTA through Post/ Fax/WhatsApp/Email/by Hand.*
- iii. *Usage of Data and Information: NTA/Government of India can use the data provided by the End Users (test taker in this case) for the internal purpose(s) including training, research and development, analysis, and other permissible purposes (s).*

*However, this information is not for use by any third party or private agency for any other use.*

- iv. Candidates are advised to fill only one Application Form and to take utmost care while filling out the mobile number and e-mail address. Candidates are also advised to use the mobile number and email address that are accessible to them such as of their parent/ guardian.*

**Brief Advisory regarding ongoing COVID-19 Pandemic:**

**Candidates are advised to carry only the following with them into the examination venue:**

- i. Admit card along with Self Declaration (Undertaking) downloaded from the NTA Website (a clear printout on A4 size paper) duly filled in.**
- ii. A simple transparent Blue/Black Ball Point Pen.**
- iii. Additional photograph, to be pasted on the attendance sheet.**
- iv. Personal hand sanitizer (50 ml).**
- v. Personal transparent water bottle.**
- vi. Sugar tablets/fruits (like banana/apple/orange) in case the candidate is diabetic.**

**Note:**

- 1. All Candidates shall ensure that the information (like his/her name, mother's name, father's name, gender, date of birth, mobile number, e-mail address, photograph and signature, choice of cities for exam Centre, etc.) provided by them in their online Application Form is correct and of their own. Candidates are advised to exercise the utmost care in filling up correct details in the Online Application Form. Any request for change in the particulars and uploaded scanned images at any stage will not be considered by NTA once the correction period is over under any circumstances. NTA will not entertain the corrections sent by the candidate through Post/Fax/WhatsApp/E-mail/by Hand.**
- 2. In case it is found at any time in the future that the Candidate has used/uploaded the photograph and signature of someone else in his/ her Application Form/Admit Card or he/she has tampered with his/her Admit Card/result, it would be treated as Unfair Means (UFM) Practices on his/her part and the actions will be taken under the provisions of Unfair Means Practices, as detailed in the Information Bulletin.**
- 3. Candidates are NOT allowed to carry Instruments, Geometry or Pencil box, Handbag, Purse, any kind of Paper/ Stationery/ Textual material (printed or written material), Eatables and Water (loose or packed), Mobile Phone/ Earphone/ Microphone/ Pager, Calculator, DocuPen, Slide Rules, Log Tables, Camera, Tape Recorder, Electronic Watches with facilities of calculator, any metallic item or electronic gadgets/ devices in the Examination Hall/Room.**

## **CHAPTER 1: INTRODUCTION**

### **1.1. About National Testing Agency (NTA)**

The Ministry of Education (MoE), Government of India (GoI) has established the National Testing Agency (NTA) as an independent, autonomous, and self-sustained premier testing organization under the Societies Registration Act (1860) for conducting efficient, transparent, and international standardized tests in order to assess the competency of candidates for admission to premier higher education institutions with a mission to improve equity and quality in education by developing and administering research-based valid, reliable, efficient, transparent, fair and international level assessments.

NTA has created a system that is promoting teaching (by teachers), learning (by students), and assessment (by parents and institutions). NTA strongly believes in the quality, efficiency, effectiveness, equity, and security of assessments. To practice these values, NTA is constantly engaging with its stakeholders, viz. students, parents, teachers, experts, and partner institutions.

1. To conduct efficient, transparent, and international standardized tests in order to assess the competency of candidates for admission.
2. To undertake research on educational, professional, and testing systems to identify gaps in the knowledge systems and take steps for bridging them.
3. To produce and disseminate information and research on education and professional development standards.

### **1.2. About Ministry of Social Justice and Empowerment**

In the year 1985-86, the erstwhile Ministry of Welfare was bifurcated into the Department of Women and Child Development and the Department of Welfare. Simultaneously, the Scheduled Castes Development Division, Tribal Development Division and the Minorities and Backward Classes Welfare Division were moved from the Ministry of Home Affairs and also the Wakf Division from the Ministry of Law to form the then Ministry of Welfare.

Subsequently, the name of the Ministry was changed to the Ministry of Social Justice & Empowerment in May, 1998.

The Department of Social Justice and Empowerment (Samajik Nyaya and Adhikarita Vibhag) was created under the Ministry of Social Justice & Empowerment vide notification dated 12.5.2012.

The Department of Social Justice and Empowerment under Ministry of Social Justice and Empowerment Government of India has entrusted the responsibility of conducting the SHRESHTA (NETS) Entrance Examination to NTA.



### 1.3. About SHRESHTA (NETS)

The government has approved a new scheme named **SHRESHTA (Residential Education for Students in High Schools in Targeted Areas)** for the purpose of providing seats for the meritorious SC boys and girls in the best private residential schools in the country. Every year, it is expected that about (3000) students would be selected for admission in Class 9 and Class 11 under the scheme.

**The objective of the Scheme for Residential Education for Students in High Schools in Targeted Areas (SHRESHTA) is as follows:**

- To enhance the reach of the development initiative of the government.
- To fill the gap in service-deprived Scheduled Castes (SCs) dominant areas in the sector of education by collaborating with voluntary organizations.
- To provide an environment for socio-economic upliftment and overall development of the Scheduled Castes (SCs).
- To provide access to high-quality education to bright Scheduled Caste (SC) students so that they can secure future opportunities.



### 1.4. About SHRESHTA (NETS) - 2022

The SHRESHTA (NETS) – 2022 (NETS) comprises of one paper having four sections of Mathematics, Science and Social Science, General Awareness/Knowledge. The Paper is conducted for admission in best private residential schools in the country under Residential Education for students in High Schools in targeted areas.

The paper will be based on NCERT syllabus of class VIII for admission in class IX and class X syllabus for admission in class XI.

The SHRESHTA (NETS) 2022 will be conducted for admissions in classes 9th and 11th only for SC candidates whose parental annual income is upto Rs. 2.5 lacs.

Only those candidates who have passed or are appearing in Class VIII/X in the academic session 2021-2022 for taking admission in Class IX/XI.

### 1.5. Mode of Examination

SHRESHTA (NETS) 2022 will be conducted in pen and paper mode (offline).

### 1.6. Pattern of Examination

	Subject	No. of Questions	Marks
Subject wise distribution of Questions, Total Number of Questions and Marks	Mathematics	30	120
	Science	20	80
	Social Science	25	100
	General Awareness/Knowledge	25	100
Total		100	400

Marking Scheme for MCQs	Correct Answer or the Most Appropriate Answer	Four marks (+4)
	Incorrect Answer	No mark (0)
	Unanswered	
Method of resolving ties	1. Older in Age 2. Application Number in ascending order	

### 1.7. Medium of Question Paper

Bilingual (Hindi and English)

*Note: In case of any ambiguity in translation of any question, English version shall be treated as final.*

### 1.8. Syllabus of Examination

NCERT Syllabus of Class 8<sup>th</sup> for admission in class 9<sup>th</sup> and NCERT Syllabus of Class 10<sup>th</sup> for admission in class 11<sup>th</sup>.

### 1.9. Eligibility and Qualifications

- 1.9.1. Student belonging to Scheduled Castes, studying in class 8<sup>th</sup> and 10<sup>th</sup> in the current academic year (2021-22).
- 1.9.2. Parent's annual income is upto Rs. 2.5 lacs.
- 1.9.3. Candidate applying for Class 9 should be born between 01-04-2006 to 31-03-2010 (both days inclusive).
- 1.9.4. Candidate applying for Class 11 should be born between 01-04-2004 to 31-03-2008 (both days inclusive).
- 1.9.5. There is no entrance fee for the examination.

## **CHAPTER 2: PARTICULARS TO BE FILLED IN THE ONLINE APPLICATION FORM**

1. Candidates must read carefully the Instructions (including how to fill up the Application Form online) given in the Information Bulletin available on the NTA Website.
2. Candidates can apply for **SHRESHTA (NETS) 2022 through the “Online” mode only.**
3. Keep all required information such as scanned documents of photographs, signature, complete name and address of the school.

### **Step 1: Registration Page:**

- i. Candidate’s Name/ Mother’s Name/ Father’s Name as in the school records. Date of Birth in dd/mm/yyyy format as recorded in date of birth certificate/school records.
- ii. Mobile Number and e-mail Address: Candidates must provide Mobile Number or email address (their own or that of their parents).
- iii. Provide complete postal address with PIN Code (Correspondence and Permanent address) for further correspondence.

### **Step 2: Fill in the complete Application Form**

The application particulars entered in Step-I can be edited before final submission of the Application Form

### **Choice of Examination Cities:**

The Cities where the SHRESHTA (NETS) - 2022 will be conducted are given in **Appendix- I**. While applying, candidates have to **select any four cities of their choice**. Efforts will be made to allot the city of examination to the candidates in order of choice opted made by them in their online Application Form. **However, due to administrative/logistic reasons, a different city can be allotted.**

Allotment of Centre is made by computer and there is no human intervention.

Choices once exercised will not be changed under any circumstances.

Note:

- Candidates are advised to verify the correctness of the information provided by them by previewing the online application form before pressing submit button. If required candidates may edit their application form before submission.
- Only one application should be submitted by a candidate.
- Once finally submitted, details filled in certain specific fields may be changed only during correction window. After that no communication in this regard will be

entertained.

- Registration will be treated as complete when the application is submitted.

**Candidate's Photograph: to be uploaded (Mandatory):**

- Passport size Photograph (size: 10 kb to 200 kb) in JPG or JPEG format.
- Spectacles are allowed only if being used regularly.
- Polaroid and Computer-generated photos are not acceptable.
- Application without photographs shall be rejected.

**Candidate's Signature: to be uploaded (Mandatory):**

- The candidate should put his/ her full signature in running handwriting [not in capital letter] on white paper with Black Ink pen and scan for uploading.
- File size must be between 4 kb to 30 kb in JPG or JPEG format.
- Online Application Forms without uploaded signatures will be rejected.

**Category Certificate to be uploaded (Mandatory):**

- Category Certificate (SC) shall have to be uploaded in the pdf format alongwith the Application Form (size should be between 50 kb to 300 kb).
- In case the SC Certificate is not available at the time of submission of Online Application, an Undertaking to be uploaded that the candidate will produce and deposit a copy of the SC Certificate at the time of Examination. The Undertaking has to be in pdf format and of size from 50kb to 300 kb.

**Income Certificate to be uploaded (Optional):**

- Income Certificate should be uploaded in the pdf format.
- Size should be between 50 kb to 300 kb.

### CHAPTER 3: ADMIT CARD & SCHEDULE OF THE EXAMINATION

The e-Admit Card would be issued provisionally to the candidates through the NTA website: <https://shreshta.nta.nic.in>, subject to the fulfillment of the eligibility conditions.

The candidate has to download the Admit Card from the NTA website. The candidate will appear in the examination at the given Centre on the date and timing as indicated in his/her e-Admit Card.

**No candidate will be allowed to appear at the examination Centre, other than that allotted to him/her in his/her Admit Card.**

In case a candidate is unable to download his/her Admit Card from the website, he/she should approach the NTA Help Line Number: **011-40759000 between 10.00 am to 5.00 pm.**

**The candidates are advised to read the instructions on the Admit Card carefully and strictly follow them during the examination.**

In case of any discrepancy in the particulars of the candidate or his/her photograph and signature shown in the e-Admit Card and Confirmation Page, the candidate may immediately **approach the NTA Help Line between 10.00 am to 5.00 pm. In such a case, the candidate would appear in the examination with the already downloaded Admit Card. However, NTA will take necessary action to make corrections in the record later.**

**Note:**

- a. *The Candidates may please note that Admit Cards will not be sent by post.*
- b. *In no case, the duplicate Admit Card for SHRESHTA (NETS) 2022 would be issued at the Examination Centres.*
- c. *The candidates must not mutilate the Admit Card or change any entry made therein.*
- d. *Candidates are advised to preserve their Admit Cards in good condition for future reference.*
- e. *No Admit Card shall be issued to the candidates whose applications are found to be incomplete for any reasons (including indistinct/ doubtful photographs/unsigned Applications) or who do not fulfill the eligibility criteria for the examination.*
- f. *Issue of Admit Cards, however, shall not necessarily mean acceptance of eligibility which shall be further scrutinized at subsequent stages of the admission process.*

#### SCHEDULE OF EXAMINATION

Date of Examination	<b>07 May 2022</b>
Mode of Examination	<b>Pen and paper mode (offline)</b>
Timing of Examination	<b>02.00 PM to 05.00 PM</b>
Duration of Examination	<b>03 Hours (180 minutes)</b>
Entry in the Examination Centre/Hall/Room, frisking, biometric registration/ record of manual attendance by Invigilator, document verification / cross- checking of Admit Card, signature, and photo match to be completed by Invigilator, etc.	<b>12:00 p.m. to 01.30 p.m.</b>
Instructions by the Invigilator(s)	<b>01.30 p.m. to 01.50 p.m.</b>
Test Commences	<b>02.00 p.m.</b>

## **CHAPTER 4: IMPORTANT INSTRUCTIONS FOR THE CANDIDATES**

1. Candidates are advised to report at the Examination Center well in time (02 hours before the Examination). **They should bring their SC Certificate for verification.**
2. Candidates should take their seats immediately after the opening of the Examination Hall. If the candidates do not report in time due to any reason i.e. traffic jam, train/bus delay, etc, they are likely to miss some of the important instructions to be announced in the Examination Rooms/Halls. The NTA shall not be responsible for any delay.
3. The candidate must show, on-demand, the Admit Card downloaded/printed from the NTA website for admission in the examination room/hall. The Test Centre Staff on duty is authorized to verify the identity of candidates and may take steps to verify and confirm the identity credentials. Candidates are requested to extend their full cooperation. A candidate who does not possess a valid Admit Card and authorized Photo ID shall not be permitted to take the examination under any circumstances by the Centre Superintendent.
4. A seat indicating Roll Number will be allotted to each candidate. Candidates should find and sit in their allocated seats only. In case a candidate ventures to change his/her seat and does not sit on the seat allotted to him/her could face cancellation of candidature. No plea would be entertained in this regard.
5. The candidate should ensure that the Question Paper provided is for admission in the applied class. In case, the class of the Question Paper is other than his/her opted class, the same may be brought to the notice of the Invigilator concerned.
6. The candidates may approach the Centre Superintendent/Invigilator in the room for any assistance, first aid emergency, or any other information during the course of the examination.
7. In case a candidate, furnishes false information, his/her candidature will be cancelled and his/her result will not be declared.
8. For those who are unable to appear on the scheduled date of test for any reason, re-test shall not be held by the NTA under any circumstances.

*Note: Candidates shall appear at their own cost at the Centre on the date as indicated in their Admit Card issued by the NTA. Under no circumstances the choice of cities for the Centre and shift provided in the Admit Card shall be changed.*

***Candidates MUST bring the following documents on the day of examination at the Test Centre. Candidates who will not bring these will not be allowed to sit in the examination.***

- a. Print copy of Admit Card along with Self Declaration (Undertaking) downloaded from the NTA Website (a clear printout on A4 size paper) duly filled in.*
- b. One passport size photograph (same as uploaded on the Online Application Form) for pasting on the specific space in the Attendance Sheet at Centre during the examination.*
- c. Any one of the authorized photo IDs (must be original, valid, and non-expired) – School Identity Card/ Passport/ Aadhaar Card (With photograph)/E-Aadhaar with photograph/ Ration Card with photograph/ Bank Passbook with Photograph.*
- d. A simple transparent Blue/Black Ball Point Pen*

## **CHAPTER 5: UNFAIR MEANS PRACTICES AND BREACH OF EXAMINATION RULES**

### **5.1. Definition**

**Unfair Means practice is an activity that allows a candidate to gain an unfair advantage over other candidates. It includes, but is not limited to:**

- a) Being in possession of any item or article which has been prohibited or can be used for unfair practices including any stationery item, communication device, accessories, eatable items, ornaments, or any other material or information relevant or not relevant to the examination in the paper concerned;
- b) Using someone to write examination (impersonation) or preparing material for copying;
- c) Breaching examination rules or any direction issued by NTA in connection with SHRESHTA (NETS) – 2022 examination;
- d) Assisting other candidates to engage in malpractices, giving or receiving assistance of any kind directly or indirectly or attempting to do so;
- e) Contacting or communicating or trying to do so with any person, other than the Examination Staff, during the examination time in the Examination Centre;
- f) Threatening any of the officials connected with the conduct of the examination or threatening any of the candidates;
- g) Using or attempting to use any other undesirable method or means in connection with the examination;
- h) Manipulation and fabrication of online documents viz. Admit Card, Score Card, Self- Declaration, etc.;
- i) Forceful entry in /exit from Examination Centre/Hall;
- j) Use or attempted use of any electronic device after entering the Examination Centre;
- k) Affixing/uploading of wrong/morphed photographs/signatures on the Application Form/Admit Card;
- l) Creating obstacles in smooth and fair conduct of the examination.
- m) Any other malpractices declared as Unfair Means by the NTA.

### **5.2. Punishment for using unfair means practices**

During the course of, before, or after the examination if a candidate indulges in any of the above or similar practices, he/she shall be deemed to have used unfair practices and booked under UNFAIR MEANS (U.F.M.) case.

### **5.3. Cancellation of Result**

The result of **SHRESHTA (NETS) - 2022** of the candidate(s) who indulge in unfair means Practices will be cancelled and will not be declared. Similarly, the result of those candidates who appear from the Centre other than the one allotted to them or allow another candidate/person to write the exam on his behalf will be cancelled. No plea will be entertained in this regard.



## **CHAPTER 6: SHRESHTA (NETS) SCORES**

### **6.1. SHRESHTA (NETS) Scores**

Scores would be made live on the NTA website: <https://shreshta.nta.nic.in>.

### **6.2. Re-Evaluation/Re-Checking of Result**

There shall be no re-evaluation/re-checking of the result. No correspondence in this regard shall be entertained.

### **6.3. Admission**

The Admission Policy, as announced by the Competent Authority of the admitting schools shall be followed at the time of admission. The Candidates are advised to satisfy themselves about their Eligibility for Admission.

## CHAPTER 7: MISCELLANEOUS

### 7.1. Query Redressal System (QRS)

National Testing Agency (NTA) has established a Query Redressal System (QRS), an online web-enabled system developed by NTA. QRS is the platform based on web technology that primarily aims to enable submission of queries/grievances by the Registered Candidate(s) of SHRESHTA (NETS) - 2022 Examination with (24x7) facility for speedy redressal of the queries/grievances. A Unique Registration Number will be generated for tracking the status of the queries/grievances.

The Registered Candidate(s) are advised to use the online facility for a speedy response.

### 7.2. Correspondence with NTA

All the correspondence should preferably be addressed by e-mail. The email query shall be addressed only if it is not anonymous and contains the name, postal address, and contact number of the sender. An email containing vague or general queries and other queries as contained in the Information Bulletin shall not be entertained. Queries shall not be entertained from a person claiming to be representatives, associates, or officiates of the applicant candidate. The following information shall not be revealed by phone or email:

- 7.2.1. Internal documentation/status.
- 7.2.2. The internal decision-making process of NTA. Any claim/counterclaim thereof.
- 7.2.3. Dates and venue of internal meetings or name of the staff/officers dealing with it.
- 7.2.4. Any information which cannot be revealed in the opinion of NTA.

### 7.3. Weeding Out Rules

The record of SHRESHTA (NETS) - 2022 would be preserved up to **90 days from the date of declaration of result.**

### 7.4. Legal Jurisdiction


All disputes pertaining to the conduct of SHRESHTA (NETS) – 2022 Examination including Results shall fall within the jurisdiction of Delhi only. The Director (Admin) of the NTA shall be the official by whose designation the NTA may sue or be sued.

### Appendix-I: List of Examination Cities


STATE	SR. NO	CITY	CITY CODE
ANDHRA PRADESH	1	AMARAVATHI	1211
ANDHRA PRADESH	2	NELLORE	1203
ANDHRA PRADESH	3	VIJAYAWADA	1205
ANDHRA PRADESH	4	VISAKHAPATNAM	1206
ANDAMAN & NICOBAR	5	PORT BLAIR	1101
ARUNACHAL PRADESH	6	ITANAGAR/NAHARLAGUN	1301
ASSAM	7	SIVASAGAR	1412
ASSAM	8	GUWAHATI	1402
BIHAR	9	GAYA	1501
BIHAR	10	PATNA	1502
CHANDIGARH (UT)	11	CHANDIGARH/MOHALI/PANCHKULA	1601
CHHATTISGARH	12	RAIPUR	1703
CHHATTISGARH	13	BASTAR / JAGDALPUR	1708
CHHATTISGARH	14	KORBA	1710
DAMAN AND DIU (UT)	15	DAMAN	1901
DELHI	16	DELHI/NEW DELHI	2001
GOA	17	PANAJI/MADGAON/MARGAO	2101
GUJARAT	18	GANDHINAGAR	2204
GUJARAT	19	SURAT	2208
GUJARAT	20	RAJKOT	2207
GUJARAT	21	BHUJ	2212
HARYANA	22	GURUGRAM	2302
HARYANA	23	AMBALA	2303
HARYANA	24	HISSAR	2306
HIMACHAL PRADESH	25	SHIMLA	2402
HIMACHAL PRADESH	26	SOLAN	2409
JAMMU & KASHMIR	27	JAMMU	2501
JAMMU & KASHMIR	28	SRINAGAR (J & K)	2502
JHARKHAND	29	RANCHI	2603
JHARKHAND	30	DEOGHAR (JHARKHAND)	2607
KARNATAKA	31	BENGALURU	2702
KARNATAKA	32	MYSURU (MYSORE)	2708
KERALA	33	THIRUVANANTHAPURAM	2811
KERALA	34	KOCHI	2803
KERALA	35	KOZHIKODE/CALICUT	2808
LADAKH	36	LEH	4701
LAKSHADWEEP	37	KAVARATTI	2901
MADHYA PRADESH	38	BHOPAL	3001
MADHYA PRADESH	39	GWALIOR	3002
MADHYA PRADESH	40	JABALPUR	3004

STATE	SR. NO	CITY	CITY CODE
MADHYA PRADESH	41	RATLAM	3026
MAHARASHTRA	42	MUMBAI	3110
MAHARASHTRA	43	NAGPUR	3111
MAHARASHTRA	44	NANDED	3112
MAHARASHTRA	45	DHULE	3122
MAHARASHTRA	46	KOLHAPUR	3108
MANIPUR	47	IMPHAL	3201
MEGHALAYA	48	SHILLONG	3301
MIZORAM	49	AIZAWL	3401
NAGALAND	50	KOHEMA	3502
ODISHA	51	BHUBANESWAR	3604
ODISHA	52	SAMBALPUR	3607
ODISHA	53	BERHAMPUR / GANJAM	3603
PUNJAB	54	AMRITSAR	3801
PUNJAB	55	JALANDHAR	3803
PUNJAB	56	PATIALA/FATEHGARH SAHIB	3805
PUDUCHERRY	57	PUDUCHERRY	3701
RAJASTHAN	58	JAIPUR	3903
RAJASTHAN	59	UDAIPUR	3906
RAJASTHAN	60	BIKANER	3902
RAJASTHAN	61	KOTA	3905
SIKKIM	62	GANGTOK	4001
TAMIL NADU	63	CHENNAI	4101
TAMIL NADU	64	SALEM	4109
TAMIL NADU	65	MADURAI	4106
TAMIL NADU	66	TIRUNELVELI	4113
TELANGANA	67	HYDERABAD/SECUNDERABAD	4201
TELANGANA	68	KHAMMAM	4203
TELANGANA	69	KARIMNAGAR	4202
TRIPURA	70	AGARTALA	4301
UTTAR PRADESH	71	LUCKNOW	4408
UTTAR PRADESH	72	GORAKHPUR	4405
UTTAR PRADESH	73	VARANASI	4411
UTTAR PRADESH	74	AGRA	4401
UTTARAKHAND	75	DEHRADUN	4501
UTTARAKHAND	76	NAINITAL	4506
WEST BANGAL	77	KOLKATA	4608
WEST BANGAL	78	SILIGURI	4609

## Appendix-II: Replica of Online Application Form

 **Ministry of Education**  
Government of India

**Scheme for Residential Education for Students in High Schools in Targeted Areas**

 **राष्ट्रीय परीक्षा एजेंसी**  
**National Testing Agency**  
Excellence in Assessment

SHRESHTA 2022

[Home](#)

### Steps to apply online

- ✓ Apply for Online Registration
- ✓ Fill Online Application Form

Application Form: SHRESHTA 2022

[New Registration](#)


### Only Registered Candidates Sign In

Application Form: SHRESHTA 2022

Application No:

Password:


Security Pin as shown below  
(Case Sensitive)

Security Pin:  

[Sign In](#)

[Forgot Password ?](#) [Forgot Application No ?](#)

**Disclaimer:**  
This site is designed and hosted by NIC eCounselling division and the contents are provided by NTA. For any further information, please contact to NTA. (Ver 1.0.136.2.0)

 **एन आई सी**  
**National Informatics Centre**

### Instructions and Procedure for online submission of Application Form

[Download information bulletin](#)

- Please read the Instructions, procedure and Information Bulletin carefully before you start filling the Application Form Online.  
अभ्यर्थी आवेदन पत्र भरने से पूर्व कृपया दिए गए निर्देशों, प्रक्रियाओं एवं सूचना विवरणों को ध्यानपूर्वक पढ़ें।
- You can apply for SHRESHTA 2022 'ON-LINE' only through the official website of SHRESHTA (<https://shreshta.nta.nic.in>).  
अभ्यर्थी श्रेष्ठ 2022 के लिए 'ऑन-लाइन' आवेदन केवल श्रेष्ठ की आधिकारिक वेबसाइट: <https://shreshta.nta.nic.in> के माध्यम से ही कर सकते हैं।
- Application Procedure: 2 simple Steps to be followed to apply online**  
आवेदन प्रक्रिया: ऑनलाइन आवेदन करने के लिए 2 सरल चरणों का पालन किया जाना चाहिए।

Candidates must read carefully the Instructions (including how to fill up Application Form online) given in the Information Bulletin available on the NTA Website. Candidates not complying with the Instructions shall be summarily disqualified.  
अभ्यर्थियों को एनटीए वेबसाइट पर उपलब्ध सूचना विवरणों में दिए गए निर्देशों (ऑनलाइन आवेदन पत्र को भरने सहित) को ध्यान से पढ़ना चाहिए। निर्देशों का पालन नहीं करने वाले अभ्यर्थियों को अयोग्य घोषित कर दिया जाएगा।

**Step 1: Register for Online Application Form** and note down system generated **Application Number**. The candidate should supply the required details while filling the Online Application Form and is also required to create PASSWORD and choose Security Question and enter his/her Answer. After successful submission of the personal details, Application number will be generated and it will be used to complete the remaining Steps of the Application Form and will also be required for all future reference/ correspondence. For subsequent logins, candidate will be able to login directly with the respective system generated **Application Number** and created **Password**.

**चरण 1: ऑनलाइन आवेदन पत्र के लिए पंजीकरण करें और प्राप्त आवेदन संख्या नोट करें:** अभ्यर्थी ऑनलाइन आवेदन पत्र भरते समय आवश्यक विवरणों को प्रविष्टि करें जो कुंजिका बनाने, उससे संबंधित सुरक्षा प्रश्न चुनने और उसका उत्तर दर्ज करने के लिए आवश्यक है। व्यक्तिगत विवरणों को सफलतापूर्वक प्रस्तुत करने के बाद, आवेदन संख्या प्राप्त होगी जिसका उपयोग आवेदन पत्र के शेष चरणों को पूरा करने के लिए किया जाएगा और जो भविष्य के सभी संदर्भ/पत्राचार के लिए भी आवश्यक होगा। लॉग इन करने के लिए अभ्यर्थी संबंधित सिस्टम जनित आवेदन संख्या एवं स्वयं बनाई हुई कुंजिका से लॉग इन कर सकेंगे।

**Step 2: Complete the Application Form** Candidate can login with the system generated Application Number and created Password for completing the Application Form.  
**चरण 2: आवेदन पत्र पूरा करें:** अभ्यर्थी सिस्टम जनित आवेदन संख्या एवं कुंजिका से लॉग इन करके आवेदन पत्र को पूरा कर सकते हैं।

**Upload Scanned Images of Candidate's Photograph & Candidate Signature**  
अभ्यर्थी की तस्वीर एवं अभ्यर्थी का हस्ताक्षर की स्कैन की गई छवियां अपलोड करें:

1. The recent passport size photograph should be either in colour or black & white with clear contrast. It should be in JPG format (clearly legible) and between 10 kb to 200 kb.  
हाल में खींची गई पासपोर्ट आकार की तस्वीर रंगीन या काले एवं सफ़ेद विपरीत पृष्ठभूमि के साथ। यह JPG प्रारूप (स्पष्ट रूप से सुपाठ्य) और 10 kb से 200 kb के बीच होना चाहिए।

2. Signature should be in JPG format (clearly legible) and between 4 kb to 30 kb.  
हस्ताक्षर JPG प्रारूप (स्पष्ट रूप से सुपाठ्य) और 4 kb से 30 kb के बीच होना चाहिए।

3. Category Certificate (Mandatory), Income Certificate (Optional) in pdf format and between 50 kb to 300 kb.  
श्रेणी प्रमाणपत्र (अनिवार्य है), आय प्रमाणपत्र (वैकल्पिक है) pdf प्रारूप और 50 kb से 300 kb के बीच होना चाहिए।

[**Note: Upload the correct photograph, signature and certificates as the facility for correction will not be given.**  
[Note: तस्वीर, हस्ताक्षर और प्रमाणपत्र की छवि सही अपलोड करें क्योंकि सुधार की सुविधा नहीं दी जाएगी।]

#### 4. Important instruction about PASSWORD

कुंजिका के बारे में महत्वपूर्ण निर्देश:

- During online form filling, candidate will be required to choose PASSWORD and Security Question and its Answer. Candidate is advised to record/remember their password for all future logins.  
ऑनलाइन आवेदन फॉर्म भरने के दौरान अभ्यर्थी को कुंजिका, सुरक्षा प्रश्न और उसके उत्तर का चयन करना होगा। अभ्यर्थी को भविष्य के सभी लॉग इन के लिए अपनी कुंजिका को रिकॉर्ड/याद रखने की सलाह दी जाती है।
- For subsequent logins, candidate will be able to login directly with their respective system generated Application Number and the chosen Password.  
बाद में लॉग इन के लिए अभ्यर्थी अपने संबंधित सिस्टम आवेदन संख्या और चुने गई कुंजिका के साथ सीधे लॉग इन कर सकेंगे।
- Candidate is advised not to disclose or share their password with anybody. Neither NTA nor NIC will be responsible for violation or misuse of the password of a candidate.  
अभ्यर्थी को सलाह दी जाती है कि वह किसी के साथ अपनी कुंजिका साझा न करें। किसी अभ्यर्थी की कुंजिका के उल्लंघन या दुरुपयोग के लिए न तो एनटीए और न ही एनआईसी जिम्मेदार होगा।
- Candidate can change his/her passwords after login, if desired.  
यदि वांछित हो तो, अभ्यर्थी लॉग इन के बाद अपनी कुंजिका बदल सकते हैं।
- Candidate should remember to log out at the end of their session so that the particulars of the candidate cannot be tampered or modified by unauthorized persons.  
अभ्यर्थी को अपने सत्र के अंत में लॉग आउट करना चाहिए ताकि अनाधिकृत व्यक्तियों द्वारा अभ्यर्थी के विवरण से हेरफेर/संशोधन नहीं किया जा सके।

The Password must be as per the following Password policy.

कुंजिका निर्धारित कुंजिका-पॉलिसी के अनुसार होना चाहिए।

- Password must be 8 to 13 character long.  
कुंजिका 8 से 13 अक्षरों की होनी चाहिए।
- Password must have at least one Upper case alphabet.  
कुंजिका में कम से कम एक अपर केस एल्फाबेट होना चाहिए।
- Password must have at least one Lower case alphabet.  
कुंजिका में कम से कम एक लोअर केस एल्फाबेट होना चाहिए।
- Password must have at least one numeric value.  
कुंजिका में कम से कम एक संख्या मान होना चाहिए।
- Password must have at least one special characters eg. !@#%&\*.,.  
कुंजिका में कम से कम एक विशेष चर्ण होना चाहिए जैसे !@#%&\*.,.

#### 5. How to reset your Password: The following options are available to reset Password

अपना कुंजिका कैसे रीसेट करें: कुंजिका रीसेट करने के लिए निम्नलिखित विकल्प उपलब्ध हैं।

- Using Security Question & its Answer you chosen during Form filling.  
फॉर्म भरने के दौरान अपने सुरक्षा प्रश्न एवं इसके चुने हुए उत्तर का उपयोग करके।
- Using a verification code sent via text message (SMS) to your Registered Mobile No.  
अपने पंजीकृत मोबाइल नंबर/ ईमेल पर पाठ संदेश से भेजे सत्यापन कोड का उपयोग करके।
- Using a reset link sent via Email to your Registered Email address.  
अपने पंजीकृत ईमेल पते पर ईमेल से भेजे गए रीसेट लिंक का उपयोग करके।

6. The Application Number printed on the computer generated Confirmation Page must be mentioned in all such correspondences. It is therefore essential to note down the application number printed on the Confirmation Page.  
कंप्यूटर जनित पुष्टि-पृष्ठ पर मुद्रित आवेदन संख्या का उल्लेख सभी पत्राचार में किया जाएगा। इसलिए पुष्टि-पृष्ठ पर मुद्रित आवेदन संख्या को दर्ज/नोट करना आवश्यक है।

- I have downloaded the Information Bulletin of SHRESHTA - 2022, read and understood all the instructions therein as well as those mentioned above, and will fill up the online Application Form for the SHRESHTA - 2022 accordingly.

[Click here to Proceed](#)





Home

### Personal Details

अभ्यर्थी का नाम (Candidate's Name)	TEST
पिता का नाम (Father's Name)	TESTING
माता का नाम (Mother's Name)	DUMMY
अभ्यर्थी की जन्म तिथि (Candidate's Date of Birth)	01 January 01 2006
लिंग (Gender)	Male
पहचान के प्रकार (Identity Type)	Ration Card with photograph
Enter Ration Card Number	ABCD1234

### Contact Details

पता (Premises No/ Name)	NTA
उप-स्थानीयता (Sub-Locality)(Optional)	NTA
स्थानीयता (Locality)	OKHALA
देश (Country)	India
राज्य (State)	DELHI
ज़िला (District)	NEW DELHI
पिन कोड (Pin Code)	110020
ईमेल पता (Email Address) #Optional	XXX@NTA.AC.IN
Confirm Email Address #Optional	XXX@NTA.AC.IN
मोबाइल नंबर (Mobile Number)	91 1234567890
Confirm Mobile Number	91 1234567890
वैकल्पिक संपर्क सूत्र (Alternate Contact No.) (Optional)	

### Permanent Address

Same As Present Address

पता (Premises No/ Name)	
उप-स्थानीयता (Sub-Locality)(Optional):	
स्थानीयता (Locality)	
देश (Country)	--Select--
राज्य (State)	--Select--
ज़िला (District)	--Select--
पिन कोड (Pin Code)	

### Choose Password

कुंजिका (Password)	
कुंजिका की पुष्टि कीजिये (Confirm Password)	
सुरक्षा प्रश्न (Security Question)	--Select--
सुरक्षा जवाब (Security Answer)	

## Security Pin

Enter security pin (case sensitive)

Security Pin

5AA956



Submit

### Disclaimer:

This site is designed and hosted by NIC eCounselling division and the contents are provided by NTA. For any further information, please contact to NTA. (Ver 1.0.136.2.0)



Home

## Review Page - Online Registration Form

Review the following particulars carefully. If you would like to change any particulars entered, you may do so by pressing **'EDIT REGISTRATION FORM'** button or press **'Submit and Send OTP'** button.

### Personal Details

अभ्यर्थी का नाम (Candidate's Name):	TEST	पिता का नाम (Father's Name):	TESTING
माता का नाम (Mother's Name):	DUMMY	अभ्यर्थी की जन्म तिथि (Candidate's Date of Birth):	01-01-2006
लिंग (Gender):	Male	पहचान के प्रकार (Identity Type):	Ration Card with photograph
Ration Card with photograph:	ABCD1234		

### Contact Details

पता (Premises No/ Name):	NTA	उप-स्थानीयता (Sub-Locality)(Optional):	NTA
स्थानीयता (Locality):			dia
राज्य (State):			EW DELHI
पिन कोड (Pin Code):			XX@NTA.AC.IN
मोबाइल नंबर (Mobile Number):			

**Review Page II** Close

Please review the following informations carefully.  
If you would like to change any information entered, you may do so by pressing **'EDIT REGISTRATION FORM'** button or press **'Submit and Send OTP'** button.

### Permanent Address

पता (Premises No/ Name):	NTA	उप-स्थानीयता (Sub-Locality)(Optional):	
स्थानीयता (Locality):	OKHALA	देश (Country):	India
राज्य (State):	DELHI	जिला (District):	NEW DELHI
पिन कोड (Pin Code):	110020		

### Account Details

सुरक्षा प्रश्न (Security Question):	Which is the website you rarely visit?	सुरक्षा जवाब (Security Answer):	(Not shown due to security reasons)	कुंजिका (Password):	(Not shown due to security reasons)
-------------------------------------	--	---------------------------------	-------------------------------------	---------------------	-------------------------------------

### Particulars checklist to be verified

Kindly verify all the particulars listed below carefully and ensure you have filled correct information. No Change will be permitted once Registration Form is Submitted or at any later stage of the examination.



### Permanent Address

पता (Premises No/ Name):	NTA	उप-स्थानीयता (Sub-Locality)(Optional):	
स्थानीयता (Locality):	OKHALA	देश (Country):	India
राज्य (State):	DELHI	जिला (District):	NEW DELHI
पिन कोड (Pin Code):	110020		

### Account Details

सुरक्षा प्रश्न (Security Question):	Which is the website you regularly visit ?	Confirm !!	password:	(Not shown due to security reasons)
-------------------------------------	--	------------	-----------	-------------------------------------

### Particulars checklist to be verified

Kindly verify all the particulars listed below carefully.

- My Name  Father Name  Mother Name  Date of Birth  
 Gender  Address  Email ID

### Declaration

I hereby declare that I have filled up this online application after carefully reading the Information Bulletin and fully understanding the provisions/ procedures mentioned therein. I further declare that all the particulars given by me in this application are true to the best of my knowledge and belief. I agree that my Result may be withheld/ not declared/ my candidature may automatically stand cancelled, in case it is found at any point of time in future that false information has been furnished in this application. I shall abide by these terms and conditions as well as those laid down in the Information Bulletin, Public Notices and Advisories issued by NTA regarding this exam from time to time.

I Agree

EDIT Registration Form

Submit and Send OTP

### Disclaimer:

This site is designed and hosted by NIC eCounselling division and the contents are provided by NTA. For any further information, please contact to NTA. (Ver 1.0.136.2.0)



## Scheme for Residential Education for Students in High Schools in Targeted Areas

SHRESHTA 2022



Home

### Review Page - Online Registration Form

press 'Submit-Registration Form' button for final submission.

### Personal Details

अभ्यर्थी का नाम (Candidate's Name):	TEST	पिता का नाम (Father's Name):	TESTING
माता का नाम (Mother's Name):	DUMMY	अभ्यर्थी की जन्म तिथि (Candidate's Date of Birth):	01-01-2006
लिंग (Gender):	Male	पहचान के प्रकार (Identity Type):	Ration Card with photograph
Ration Card with photograph:	ABCD1234		

### Contact Details

पता (Premises No/ Name):	NTA	उप-स्थानीयता (Sub-Locality)(Optional):	NTA
स्थानीयता (Locality):	OKHALA	देश (Country):	India
राज्य (State):	DELHI	जिला (District):	NEW DELHI
पिन कोड (Pin Code):	110020	ईमेल पता (Email Address):	XXX@NTA.AC.IN
मोबाइल नंबर (Mobile Number):	91 - 7827980293	वैकल्पिक संपर्क सूत्र (Alternate Contact No.) (Optional):	--

### Permanent Address

पता (Premises No/ Name):	NTA	उप-स्थानीयता (Sub-Locality)(Optional):	
स्थानीयता (Locality):	OKHALA	देश (Country):	India
राज्य (State):	DELHI	ज़िला (District):	NEW DELHI
पिन कोड (Pin Code):	110020		

### Account Details

सुरक्षा प्रश्न (Security Question):	Which is the website you rarely visit ?	सुरक्षा जवाब (Security Answer):	(Not shown due to security reasons)	कुंजिका (Password):	(Not shown due to security reasons)
-------------------------------------	---	---------------------------------	-------------------------------------	---------------------	-------------------------------------

System just sent a OTP via text message (SMS) to Given Mobile No.

Enter One Time Password(OTP) ( Sent on Given Mobile No. - 

048633

Resend OTP

Submit Registration Form

### Disclaimer:

This site is designed and hosted by NIC eCounselling division and the contents are provided by NTA. For any further information, please contact to NTA. (Ver 1.0.136.2.0)



#### Activities

- Registration Form
- Application Form

#### Verify Mobile No. & Email Id

- Mobile No.- Verified
- Verify Email id

#### Current Status

Registration Form	Completed
Application Form	Incomplete

Your registration for Scheme for Residential Education for Students in High Schools in Targeted Areas SHRESHTA 2022 is complete. Your application form will remain incomplete till you fill all the fields of application form and pay the fee. Please note down the Application No. for future references.

Application Number : 223910000026

Kindly fill application form by clicking on the button below.

Complete Application Form

### Disclaimer:

This site is designed and hosted by NIC eCounselling division and the contents are provided by NTA. For any further information, please contact to NTA. (Ver 1.0.136.2.0)



#### Application Form Steps

- Contact Details
- Personal Details
- Aadhaar Details
- Exam and Center Details
- Qualification Details
- Document Upload
- Final Submit

#### Application Status

Contact Details	Completed
Personal Details	Incomplete
Aadhaar Details	Incomplete
Exam and Center Details	Incomplete
Qualification Details	Incomplete
Document Upload	Incomplete
Final Submit	Incomplete

Application Number : 223910000026

Click on button below to proceed further and complete your application form.

Personal Details

### Disclaimer:

This site is designed and hosted by NIC eCounselling division and the contents are provided by NTA. For any further information, please contact to NTA. (Ver 1.0.136.2.0)



Application Form Steps

- Contact Details
- Personal Details**
- Aadhaar Details
- Exam and Center Details
- Qualification Details
- Document Upload
- Final Submit

Personal Details

अर्जकर्ता का नाम (Candidate's Name) TEST

अर्जकर्ता की जन्म तिथि (Candidate's Date of Birth) 01 (Jan) 2006

लिंग (Gender) Male

पिता का नाम (Father's Name) TESTING

माता का नाम (Mother's Name) DULBHY

राष्ट्रियता (Nationality) Indian

श्रेणी (Category) SC

माता-पिता की कुल वार्षिक आय (Total Annual Income of parents) Upto Rs. 2.5 LAC

वर्तमान विद्यालय संपर्क नंबर 1 (Present School Contact Number 1) #Optional

वर्तमान विद्यालय संपर्क नंबर 2 (Present School Contact Number 2) #Optional

वर्तमान विद्यालय ईमेल आईडी (Present School Email Id) #Optional

Security Pin

Enter security pin (once sensitive) 9TY347

Security Pin 9TY347

Save & Next

Application Form Steps

- Contact Details
- Personal Details
- Aadhaar Details**
- Exam and Center Details
- Qualification Details
- Document Upload
- Final Submit

आधार विवरण (Aadhaar Details)

Do you have Aadhaar Number?  
क्या आपके पास आधार नंबर है?

Yes

Submit

Disclaimer:  
This site is designed and hosted by NIC eCounseling division and the contents are provided by NTA. For any further information, please contact to NTA. (Ver 1.0.136.2.0)



Application Form Steps

- Contact Details
- Personal Details
- Aadhaar Details
- Exam and Center Details
- Qualification Details
- Document Upload
- Final Submit

आधार विवरण (Aadhaar Details)

आवेदन संख्या (Application No.): 22391000026

अर्जकर्ता का नाम (Candidate's Name): TEST

लिंग (Gender): Male

अर्जकर्ता की जन्म तिथि (Candidate's Date of Birth): 01-01-2006

उम्मीदवारों से अनुरोध है कि वे नीचे दिए गए विकल्पों में से किसी एक का चयन करें और आगे बढ़ें (Candidates are requested to select any one of the options below and proceed further):

I voluntarily agree to share my child / ward Aadhaar Number and I am aware that it will be used to establish his / her identity for SHRESHTA 2022 Examination by matching his / her personal identification details available in Aadhaar records of UIDAI.  
मैं मेरे बच्चे/वार्ड की आधार संख्या को साझा करने के लिए तैयार हूँ और मुझे पता है कि दूरका उपायन 2022 के लिए उसकी पहचान स्थापित करने के लिए यूआईआईआई के आधार रिकॉर्ड में उपलब्ध उसके व्यक्तिगत पहचान विवरण का मिलान करने के लिए किया जाएगा।

My information on Aadhaar is not the same as entered in the Application Form.  
आधार कार्ड पर मेरी जानकारी सही नहीं है जो आवेदन पर मैं दर्ज की गई है।

I am not willing to share my Aadhaar Number.  
मैं अपना आधार नंबर साझा करने को तैयार नहीं हूँ।

Aadhaar Number: 123456789012

NOTE: System will not allow you to change Name, Date of Birth and Gender after Aadhaar Number Authentication. Please ensure to check the details and then proceed further.  
नोट: सिस्टम आपको आवेदन संख्या प्रमाणीकरण के बाद नाम, जन्म तिथि और लिंग बदलने की अनुमति नहीं देगा। कृपया विवरणों की जांच करना सुनिश्चित करें और फिर आगे बढ़ें।

घोषणा (Declaration)

I confirm that I have read and understood all the instructions as described above. मैं पूर्ण समझकर हूँ कि मैंने ऊपर शर्तों को निर्देशों को पढ़ और समझ लिया है।

Submit & Next

Application Form Steps

- Contact Details
- Personal Details
- Aadhaar Details
- Exam and Center Details**
- Qualification Details
- Document Upload
- Final Submit

Applied for

कक्षा जिसके लिए प्रवेश मांगे गए हैं (Class for which admission is sought) Class IX

परीक्षा केंद्र का विकल्प- विकल्प I (Choice of Exam Centre: Choice I) DELHI (NCT) DELHI/NEW DELHI

परीक्षा केंद्र का विकल्प- विकल्प II (Choice of Exam Centre: Choice II) UTTAR PRADESH Agra

परीक्षा केंद्र का विकल्प- विकल्प III (Choice of Exam Centre: Choice III) HARYANA Gurgaon

परीक्षा केंद्र का विकल्प- विकल्प IV (Choice of Exam Centre: Choice IV) RAJASTHAN Jaipur

पिता/अभिभावक व्यवसाय (Father/ Guardian Occupation) #Optional --Select--

पिता/अभिभावक योग्यता (Father/ Guardian Qualification) #Optional --Select--

माता/अभिभावक व्यवसाय (Mother/ Guardian Occupation) #Optional --Select--

माता/अभिभावक योग्यता (Mother/ Guardian Qualification) #Optional --Select--

Security Pin

Enter security pin (case sensitive)

Security Pin L44142

Save & Next

Application Form Steps

- Contact Details
- Personal Details
- Aadhaar Details
- Exam and Center Details
- Qualification Details**
- Document Upload
- Final Submit

Details of Academic Qualification

**Class VIII Qualification Details**

पार स्थिति (Pass Status) Passed

उत्तीर्ण / उपस्थित होने का वर्ष (Year of Passing/appearing) 2022

परीक्षा का नाम (Name of Examination) Class VIII

वर्तमान विद्यालय में शिक्षा का माध्यम (Medium of education in present school) English

वर्तमान विद्यालय से संबद्ध है (Present School is affiliated with) CBSE

वर्तमान विद्यालय राज्य (Present School State) KARNATAKA

वर्तमान विद्यालय जिला (Present school District) BENGALURU URBAN

परिणाम मोड (Result Mode) Percentage

Total Marks: 500 Obtained Marks: 450 Marks(%) 90.00

संस्थान का नाम और पता (School Name & Address) ABCD SCHOOL BENGALURU

पिन कोड (Pincode) 000000

Security Pin

Enter security pin (case sensitive)

Security Pin NTAC22

Save & Next

Application Form Steps

- Contact Details
- Personal Details
- Aadhaar Details
- Exam and Center Details
- Qualification Details
- Document Upload**
- Final Submit

Document Upload

S.No.	Required Document	Document Specifications	Upload	Action	View
1	फोटो (Photograph)	Document Format: JPG Min Size (KB): 10 Max Size (KB): 200	<input type="button" value="Choose File"/> No file chosen		Uploaded Document
2	हस्ताक्षर (Signature)	Document Format: JPG Min Size (KB): 4 Max Size (KB): 30	<input type="button" value="Choose File"/> No file chosen		Uploaded Document
3	श्रेणी प्रमाणपत्र (Category Certificate)	Document Format: PDF Min Size (KB): 50 Max Size (KB): 300	<input type="button" value="Choose File"/> No file chosen		
4	आय प्रमाणपत्र (Income Certificate) #Optional	Document Format: PDF Min Size (KB): 50 Max Size (KB): 300	<input type="button" value="Choose File"/> No file chosen		

Security Pin

Enter Security Pin (case sensitive)

Security Pin LW1421

Save & Next

Application Form Steps

- Contact Details
- Personal Details
- Aadhaar Details
- Exam and Center Details
- Qualification Details
- Document Upload
- Final Submit**

Review Page - Online Application Form

Review the following particulars carefully. If you would like to change any particulars entered, you may do so by using 'Left Links' button or press 'FINAL SUBMIT' button for final submission.

Personal Details

उम्मीदवार का नाम (Candidate's Name):	TEST
उम्मीदवार की जन्म तिथि (Candidate's Date of Birth):	15-03-2005
लिंग (Gender):	Male
पिता का नाम (Father's Name):	TESTING
माता का नाम (Mother's Name):	DUMMY
श्रेणी (Category):	SC
माता-पिता की कुल वार्षिक आय (Total Annual Income of parents):	Up to Rs. 2.5 Lac
राष्ट्रियता (Nationality):	Indian
वर्तमान विद्यालय संकेत नंबर 1 (Present School Contact Number 1):	
वर्तमान विद्यालय संकेत नंबर 2 (Present School Contact Number 2):	
वर्तमान विद्यालय ईमेल आईडी (Present School Email ID):	

Applied for

कक्षा जिसके लिए प्रवेश मांग रहा है (Class for which admission is sought):	Class IX
परीक्षा केंद्र का विकल्प: विकल्प I (Choice of Exam Centre: Choice I):	DELHI/NEW DELHI (DELHI (NCT))
परीक्षा केंद्र का विकल्प: विकल्प II (Choice of Exam Centre: Choice II):	Agra (UTTAR PRADESH)
परीक्षा केंद्र का विकल्प: विकल्प III (Choice of Exam Centre: Choice III):	Guzratgm (HARYANA)
परीक्षा केंद्र का विकल्प: विकल्प IV (Choice of Exam Centre: Choice IV):	Jajpur (RAJASTHAN)
पिता/अभिभावक व्यवसाय (Father/ Guardian Occupation):	
पिता/अभिभावक योग्यता (Father/ Guardian Qualification):	

Class VIII Qualification Details

प्राप्त स्थिति (Pass Status):	Passed	उत्तीर्ण / उपस्थित होने का वर्ष (Year of Passing/appearing):	2022
वर्तमान विद्यालय में शिक्षा का माध्यम (Medium of education in present school):	English	परीक्षा का नाम (Name of Examination):	Class VIII
वर्तमान विद्यालय से संबद्ध है (Present School is affiliated with):	CBSE	वर्तमान विद्यालय राज्य (Present School State):	KARNATAKA
वर्तमान विद्यालय जिला (Present School District):	BENGALURU URBAN	परिणाम मोड (Result Mode):	Percentage
Obtained Marks:	450	Total Marks:	500
Marks(%):	90	संस्थान का नाम और पता (School Name & Address):	ABCO SCHOOL BENGALURU
पिन कोड (Pincode):	110000		


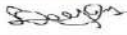
Contact Details

पता (Premises No/ Name):	NTA
उप-स्थानीयता (Sub-Locality):	NTA
स्थानीयता (Locality):	OKHALA
Country:	India
राज्य (State):	DELHI
जिला (District):	NEW DELHI
पिन कोड (Pin Code):	110020
ईमेल पता (Email Address):	x****@
मोबाइल नंबर (Mobile Number):	91-782****253
वैकल्पिक संपर्क नंबर (Alternate Contact No.) (Optional):	NA

Permanent Address

पता (Premises No/ Name):	NTA
उप-स्थानीयता (Sub-Locality):	
स्थानीयता (Locality):	OKHALA
Country:	India
राज्य (State):	DELHI
जिला (District):	NEW DELHI



Sr.No	Document	Display
1	फोटो (Photograph)	
2	हस्ताक्षर (Signature)	
3	श्रेणी प्रमाणपत्र (Category Certificate) <b>Optional</b>	
4	आय प्रमाणपत्र (Income Certificate) <b>Optional</b>	

**Particulars checklist to be verified**

Kindly verify all the particulars listed below carefully. Once submitted Application Form finally, changes can not be made.

- My Name
- Date of Birth
- Examination Cities
- Father Name
- Gender
- Educational Details
- Mother Name
- Category

**Declaration**

I hereby declare that I have filled up this online application after carefully reading the information Bulletin and fully understanding the provisions/procedures mentioned therein. I further declare that all the particulars given by me in this application are true to the best of my knowledge and belief. I agree that my result may be withheld/ not declared/ my candidature may automatically stand cancelled, in case it is found at any point of time in future that false information has been furnished in this application. I shall abide by these terms and conditions as well as those laid down in the information Bulletin, Public Notices and Advisories issued by NTA regarding this exam from time to time.

I Agree

[Submit Application Form](#)

**Disclaimer:**

This site is designed and hosted by NIC eCounselling division and the contents are provided by NTA. For any further information, please contact to NTA. (Ver 1.0.136.2.0)



Ministry of Education  
Government of India

Scheme for Residential Education for Students in High Schools in Targeted Areas  
SHRESHTA 2022

राष्ट्रीय परीक्षा एजेंसी  
National Testing Agency

[Home](#) | [Change Password](#) | [Register Query](#) | [Logout](#)

Name: TEST Application No: 223910000026

- Activities**
- [Registration Form](#)
  - [View Application Form](#)
- Download Confirmation Page**
- [Download Confirmation Page](#)
- Verify Mobile No. & Email Id**
- [Mobile No. Verified](#)
  - [Verify Email Id](#)

**Current Status**

Registration Form	Completed
Application Form	Completed

You have completed all the steps of online Application Form.  
Now download the confirmation page.  
Application Number : 223910000026

[Download Confirmation Page](#)

**Disclaimer:**

This site is designed and hosted by NIC eCounselling division and the contents are provided by NTA. For any further information, please contact to NTA. (Ver 1.0.136.2.0)



Application No.	223910000026	
DO NOT SEND THIS PAGE TO NATIONAL TESTING AGENCY (NTA).		
CANDIDATE IS REQUESTED TO RETAIN THE PRINTOUT OF CONFIRMATION PAGE FOR FUTURE REFERENCE.		

Personal Details

आधार (Aadhaar)	Not Verified	आधार नंबर (Aadhaar Number)	--
अभ्यर्थी का नाम (Candidate's Name)	TEST	अभ्यर्थी की जन्म तिथि (Candidate's Date of Birth)	15-03-2009
माता का नाम (Mother's Name)	DUMMY	लिंग (Gender)	Male
पिता का नाम (Father's Name)	TESTING	राष्ट्रीयता (Nationality)	Indian
श्रेणी (Category)	SC		
माता-पिता की कुल वार्षिक आय (Total Annual Income of parents)	Upto Rs. 2.5 Lac		
वर्तमान विद्यालय संपर्क नंबर 1 (Present School Contact Number 1):			
वर्तमान विद्यालय संपर्क नंबर 2 (Present School Contact Number 2):			
वर्तमान विद्यालय ईमेल आईडी (Present School Email Id):			


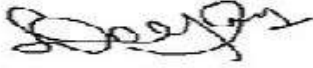
Applied for

कक्षा जिसके लिए प्रवेश मांगा गया है (Class for which admission is sought)	<input checked="" type="checkbox"/> Class IX
परीक्षा केंद्र का विकल्प: विकल्प I (Choice of Exam Centre: Choice I)	DELHI (NCT) - DELHI/NEW DELHI
परीक्षा केंद्र का विकल्प: विकल्प II (Choice of Exam Centre: Choice II)	UTTAR PRADESH - Agra
परीक्षा केंद्र का विकल्प: विकल्प III (Choice of Exam Centre: Choice III)	HARYANA - Gurugram
परीक्षा केंद्र का विकल्प: विकल्प IV (Choice of Exam Centre: Choice IV)	RAJASTHAN - Jaipur

Contact Details

पता (Premises No/ Name), उप-स्थानीयता (Sub-Locality), स्थानीयता (Locality)	NTA, NTA, OKHALA
जिला (District), राज्य (State), Country, पिन कोड (Pin Code)	NEW DELHI, DELHI, India, 110020
ईमेल पता (Email Address)	X****
मोबाइल नंबर (Mobile Number)	91 - 762****293
वैकल्पिक संपर्क सूत्र (Alternate Contact No.) (Optional)	NA

Images Uploaded by Candidate

Photo	Signature
	



NTA Help Line  
011-40759000  
[shreshta@nta.ac.in](mailto:shreshta@nta.ac.in)

# National Testing Agency

(An autonomous organization under the Department of Higher Education, Ministry of Education, Government of India)

Address for Correspondence  
First Floor, NSIC-MDBP Building,  
Okhla Industrial Estate, New Delhi-110020

**Help Line: For Technical support, contact on mentioned number during working days between 10:00 a.m. and 05.00 p.m.**